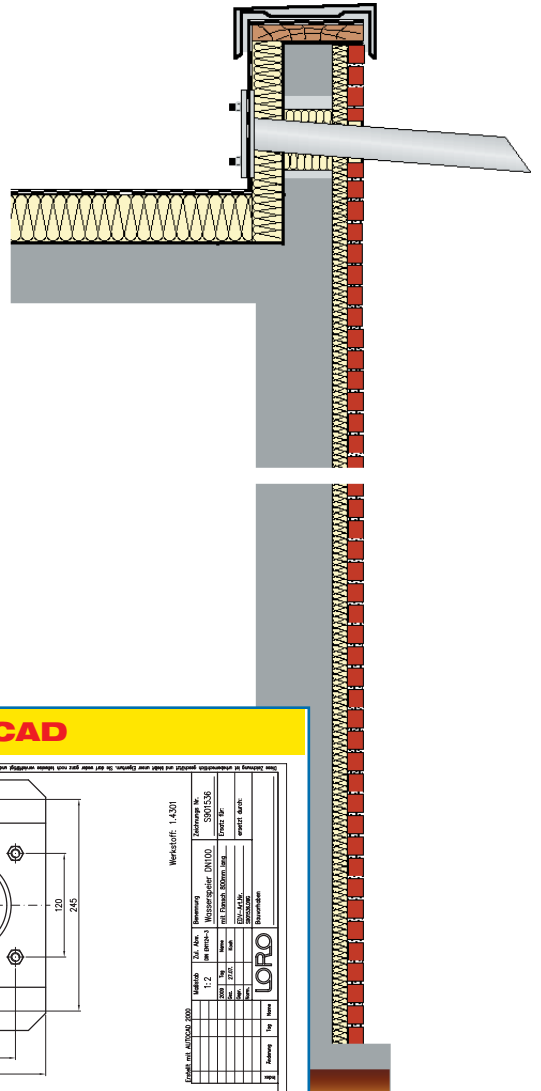


Specification sheet LX 135

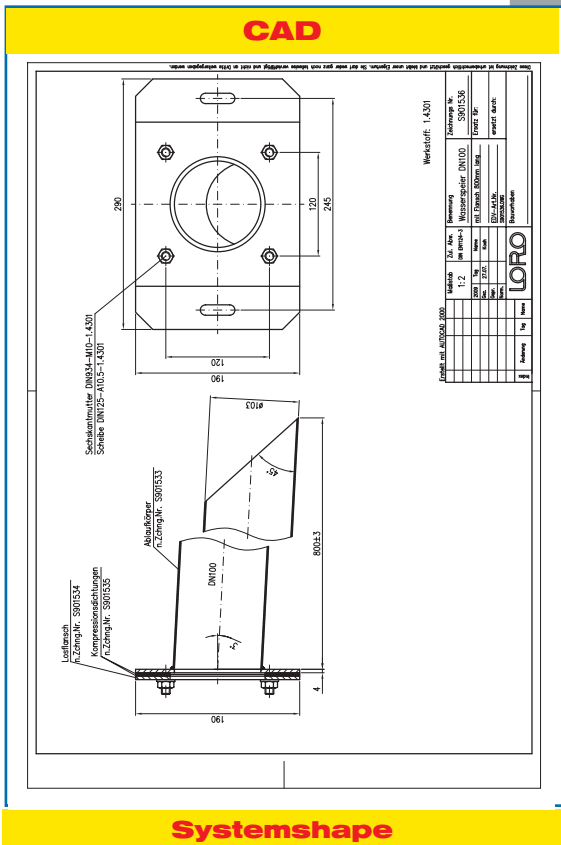
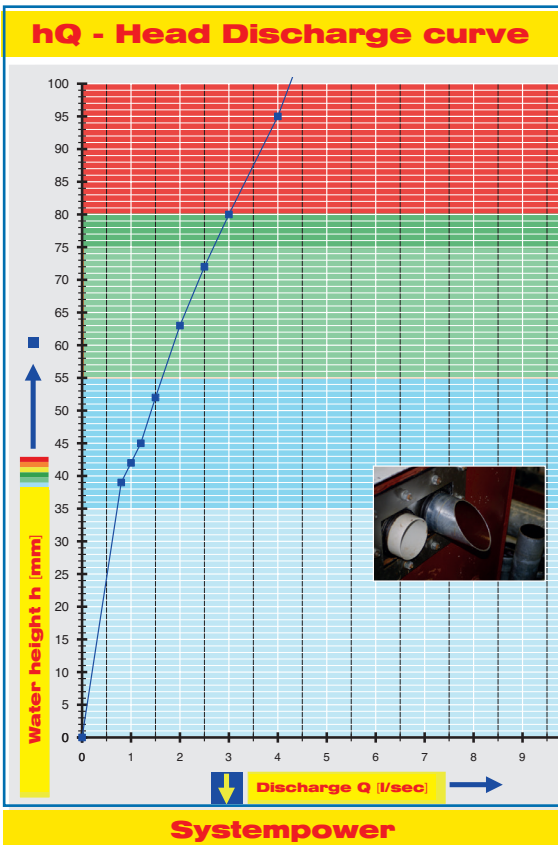
Balcony drainage

Spout with clamping flange

Emergency drainage	
Gravity flow	
Silent	
Discharge rate:	0,8 l/sec
Water height:	35 mm
Roof penetration:	-
Diameter:	DN 100
LX-Number:	LX 135
Weir height:	35 mm
Drain:	-
Downpipe:	ventilated
Downpipe height:	-
Drainage:	on floor



LX 135 Piece list
 1 x Art.-No. 15071.100X, LORO-X Spout



Water height	mm	5	10	15	20	25	30	35	40	45	50	55	60	65	70	75
Discharge	l/sec							0,8	0,9	1,2	1,4	1,6	1,9	2,1	2,4	2,7
								Silent								

LORO-X Spout**LX135-4X**

Drain Art.-No. 15071.100X
Weight: 4,8 kg

with clamping flange

